


CANOE  
**We·no·nah**



**- SPECS -**

18' 0" **Length**

1 1/2" **Rocker**

**- DEPTH -**

22" **Bow**

14" **Center**

20" **Stern**

**- WIDTH -**

36 1/2" **Gunwale**

36 3/4" **Waterline**

37" **Maximum**

**- WEIGHT -**

----- **Graphite Ultra-light**


46 lb **Kevlar Ultra-light**






57 lb **Kevlar Flex-core**

----- **Barracuda**

61 lb **Tuf-weave Flex-core**

75 lb **Royalex**

 Tuf-weave - Red - Silver Alum -  
Bucket, Sliding Bow - Foot Brace

Efficiency	
Maneuverability	
Capacity	
Stability	
Seaworthy	

ROYALEX® Color Options



COMPOSITE Color Options



# CHAMPLAIN

To carry gear for a week, an arsenal of fishing tackle, and coolers to take out the cold ones or bring back the big ones, you need an efficient and seaworthy touring canoe like the Champlain. It is the best touring canoe ever designed for extended big lake and river trips.

One of our largest tandems, the Champlain is a versatile boat that's efficient and glides well. Its size and its shallow-arched hull make it easy for paddlers to handle and less sensitive to waves. Its stability sets your mind at ease if you're day-tripping with small children.

{ **GENERAL TOURING** }