

CANOE
We·no·nah



- SPECS -

19' 4" **Length**

2" **Rocker**

- DEPTH -

22" **Bow**

14" **Center**

22" **Stern**

- WIDTH -

37 1/2" **Gunwale**

39 1/2" **Waterline**

39 1/2" **Maximum**

- WEIGHT -

----- **Graphite Ultra-light**


55 lb **Kevlar Ultra-light**






----- **Kevlar Flex-core**

----- **Barracuda**

----- **Tuf-weave Flex-core**

----- **Royalex**

 Kev UL - Skin - Silver Alum -
Web, Fixed - Removable Center Seat - Foot Brace

Efficiency	
Maneuverability	
Capacity	
Stability	
Seaworthy	

SENECA

For three-person paddling adventures, few canoes perform like the Seneca. Whether you're reeling in eight-pounders or power-paddling to the next lake, the Seneca's great initial stability and efficiency turn you into a harmonious paddling team.

The Seneca is a big canoe with enough freeboard to keep gear and equipment dry. Designed for family and general use, the center seat is removable if you're looking to comfortably fit two large people with a lot of gear. It also serves as an alternative to a tag-along solo canoe.

{ **GENERAL TOURING** }